

AUDIO VISUAL LAMPS

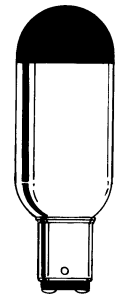


FIGURE 8.

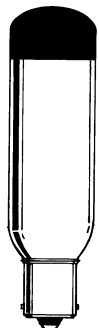


FIGURE 9.



FIGURE 10.

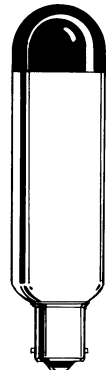


FIGURE 11.

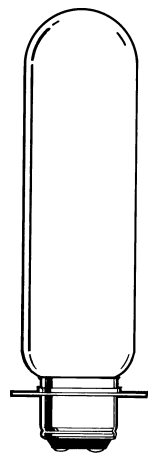


FIGURE 12.

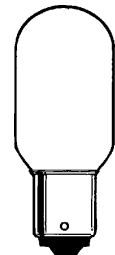


FIGURE 13.

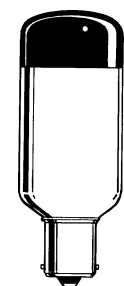


FIGURE 14.

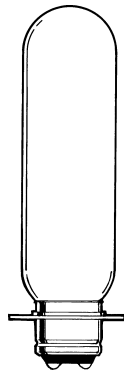


FIGURE 15.




FIGURE 1.

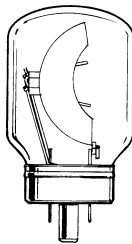


FIGURE 2.

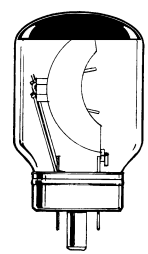


FIGURE 3.

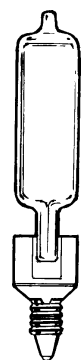


FIGURE 17.

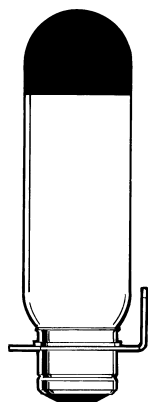


FIGURE 18.

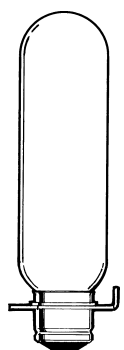


FIGURE 19.

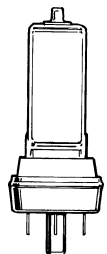


FIGURE 4.




FIGURE 5.




FIGURE 6.

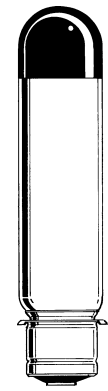


FIGURE 7.




FIGURE 16.

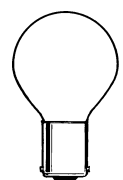


FIGURE 20.




FIGURE 21.



FIGURE 22.



SINCE 1975

bulbman

1-800-648-1163

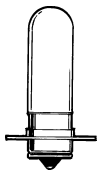


FIGURE 23.



FIGURE 24.



FIGURE 25



FIGURE 26



FIGURE 27



FIGURE 28



FIGURE 29

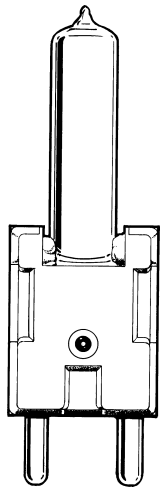


FIGURE 33.

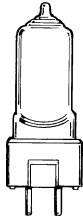


FIGURE 30.



FIGURE 31.

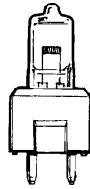


FIGURE 32.



FIGURE 34.

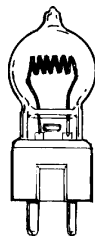


FIGURE 35.



FIGURE 36.



FIGURE 37.

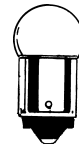


FIGURE 38.

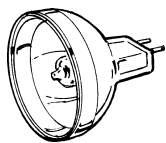


FIGURE 39.

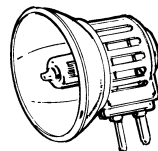


FIGURE 40.

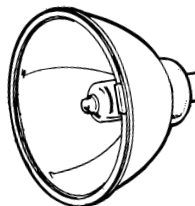


FIGURE 41.

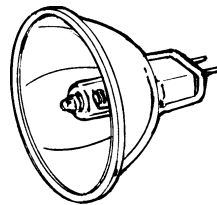


FIGURE 42.

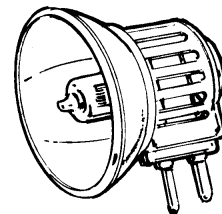


FIGURE 43.

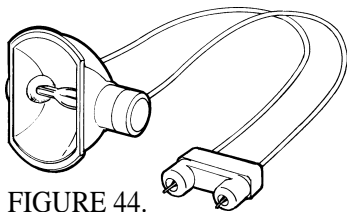


FIGURE 44.

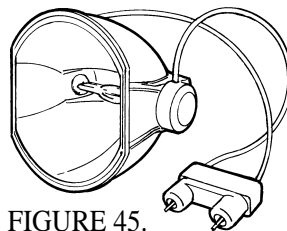


FIGURE 45.

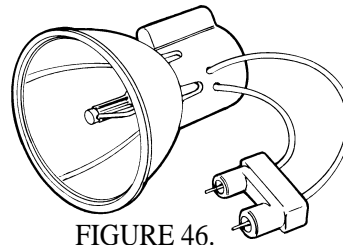


FIGURE 46.

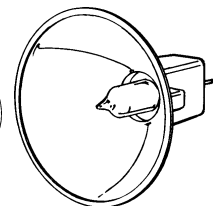


FIGURE 47.

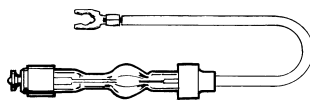


FIGURE 48.



FIGURE 49.



FIGURE 50.



FIGURE 51.



bulbman

1-800-648-1163

AUDIO VISUAL LAMPS

PART#	VOLTS	WATTS	BASE SHAPE		HOURS	FIG#
81	6.5	6.63	BA15S	G6	500	38
787	6	10	G4	T2.25	100	24
1096	6	27	P30D	S8	500	22
5001	6	10	BA15S	T6	200	26
BAK	4	3	P30S	T5	300	23
BEH	120	150	G17Q	T10	15	1
BHB	120	250	G7.9	MR14	25	40
BLC	115-125	30	BA15D	S11	50	21
BMV	120	100	BA15S	S11	50	20
BRH	120	1000	R7S	T5	75	51
BRJ	15	150	G6.35	T3.5	50	28
BRK	4	3	P30S	T5	50	23
BRL	12	50	G6.35	T3.5	50	28
BSS	6	6	P30S	T5	100	23
BXT	12	100	BA15S	T8	25	10
CAL	120	300	G17Q	T10	25	1
CAR	120	150	G17Q	T10	15	1
CBA	120	500	G17T	T6	50	4
CBX	115-125	75	BA15D	T8	50	8
CDD	120	100	BA15S	T8	50	13
CDS	115-125	100	BA15S	T8	50	10
CEW	115-125	150	BA15S	T8	25	9
CLS	120	300	BA15S	T8.5	25	11
CMV	115-125	300	BA15S	T8.5	25	11
CTT	125	1000	G17Q	T12	25	5
CVS	115-120	200	P28S	T10	50	7
CWA	120	750	G17Q	T12	25	5
CWD	120	300	G17Q	T10	25	1
CXK	120	300	P28S	T10	25	6
CXR	8	50	P30S	T5	25	23
CXY	125	300	P28S	T10	25	7
CXZ	120	1500	G38	T10	300	33
CYC	120	300	BA15S	T9	25	14
CZA	120	500	G17Q	T10	25	1
CZX	120	500	P28S	T10	25	7
DAH	120	500	G17Q	T12	200	5
DAT	120	400	G17Q	T10	25	1
DAY	120-125	500	G17Q	T10	30	1
DCA	21	150	GX17Q	T12	15	5



bulbman

1-800-648-1163



PART#	VOLTS	WATTS	BASE	SHAPE	HOURS	FIG#
DCF	21	150	GX17Q	T12	15	5
DCH	120	150	G17Q	T12	15	5
DCL	120	150	G17Q	T12	15	5
DDB	120	750	P28S	T12	25	6
DDF	17	55	GX5.3	MR16	300	42
DDK	19	80	GX5.3	MR16	40	42
DDL	20	150	GX5.3	MR16	500	42
DDM	19	80	GX5.3	MR16	50	42
DDP	22	132	GZ9.5	T4	125	30
DDS	21	80	GX5.3	MR16	1000	42
DDY	120-125	750	P28/25	T12	200	18
DEC	120	750	P47D	T12	25	12
DED	13.8	85	GX5.3	MR16	1000	42
DEJ	115-125	750	LG. INDX RNG	T12	25	15
DEK	120	500	G17Q	T12	25	5
DEP	115-125	750	G17Q	T12	25	5
DES	120	750	P46L	T10	25	19
DFD	120	1000	P28S	T12	10	6
DFE	30	80	GX17Q	T12	15	2
DFN	125	150	G17Q	T12	15	2
DFR	120	500	G17Q	T10	25	1
DFY	120	1000	P46L	T12	25	19
DGF	120	500	G17Q	T12	25	5
DGH	120	750	P28S	T12	500	6
DGS	115-120	1000	DC MED RNG	T12	10	15
DHT	115-120	1200	P28S	T12	10	6
DJH	120	500	G17Q	T10	200	1
DJL	120	150	G17Q	T14	15	2
DKM	21.5	250	GX17Q	T14	25	3
DLD	30	80	GX17Q	T14	15	2
DLS	21.5	150	GX17Q	T14	15	2
DMX	115	500	P28S	T20	50	16
DNE	120	150	G7.9	MR16	12	43
DNF	21	150	GX7.9	MR16	25	43
DPW	120	1000	P40S	T20	50	16
DRA	120	300	G6.35	T4	300	29
DRB	120	1000	P28S	T20	25	16
DRC	120	1000	P28S	T20	50	16



bulbman

1-800-648-1163

AUDIO VISUAL LAMPS

PART#	VOLTS	WATTS	BASE SHAPE		HOURS	FIG#
DRS	120	1000	P28S	T20	25	16
DSW	24	200	GX17Q	T14	25	2
DVY	120	650	G5.3	G6	25	37
DXN	120	1000	R7S	T5	50	51
DXW	120	1000	R7S	T5	150	51
DXX	230 or 240	800	R7S	T4	75	50
DYB	120	1000	R7S	T3	15	49
DYP	120	600	2 BUTTON	G7	75	36
DYR	220	650	GY9.5	G8	50	35
DYR	220 or 240	650	GY9.5	G8	50	35
DYS*	120	600	GY9.5	G7	75	35
DYY	120	500	G17T	T6	50	4
EFM	8	50	GX6.35	MR16	50	41
EFN	12	75	GZ6.35	MR16	50	41
EFP	12	100	GZ6.35	MR16	50	41
EFR	15	150	GZ6.35	MR16	50	41
EGY	225	1000	GX6.35	T7	15	34
EHA	120	500	GY9.5	T6	50	30
EHJ	24	250	G6.35	T4	50	27
EHT	120 or 130	250	E11	T4	2000	17
EJA	21	150	GX5.3	MR16	40	42
EJL	24	200	GX5.3	MR16	50	42
EJM	21	150	GX5.3	MR16	40	42
EJV	21	150	GX5.3	MR16	40	42
EKD	120	650	GY9.5	G6	25	35
EKE	21	150	GX5.3	MR16	200	42
EKG	19	80	GX5.3	MR16	25	42
EKP	30	80	GX5.3	MR16	25	42
ELB	30	80	GX5.3	MR16	18	42
ELC*	24	250	GX5.3	MR16	50	42
ELE	30	80	GX7.9	MR14	20	40
ELH	120	300	GY5.3	MR16	35	42
ELZ	21	150	GX7.9	MR16	60	43
EMM	24	250	GX7.9	MR14	50	40
ENG	120	300	GY5.3	MR16	15	42
ENH*	120	250	GY5.3	MR16	175	42
ENW	19	80	GX5.3	MR16	200	42
ENX*	82	360	GY5.3	MR16	75	42




bulbman

1-800-648-1163



PART#	VOLTS	WATTS	BASE SHAPE		HOURS	FIG#
EPF	30	80	GX7.9	MR14	100	40
EPG	21	80	GX7.9	MR14	100	40
EPK	30	80	GX5.3	MR16	18	42
EPR	120	500	G17T	T6	50	4
ERR	14	25	G3.9	PAR18	200	47
ESA	6	10	G4	T3	100	25
ESC	24	200	GX5.3	MR16	25	42
ESJ	82	85	GY5.3	MR16	40	42
EVC	24	250	G6.35	T4.75	300	29
EVD	36	400	GY6.35	T6	50	34
EVW	82	250	GY5.3	MR16	50	42
EXK	12	50	GX5.3	MR16	3000	42
EXR	82	300	GX5.3	MR13	35	39
EXW	82	300	GX5.3	MR13	15	39
EXY	82	250	GX5.3	MR13	200	39
EYB*	82	360	G5.3	T3.5	75	31
EYK	120	300	GY5.3	MR16	60	42
EZG	35	300	2 PIN SPEC. PLUG		75	44
EZM	37.5	300	2 PIN SPEC. PLUG		25	45
EZS	37.5	300	2 PIN SPEC. PLUG		25	48
EZT	45	350	2 PIN SPEC. PLUG		50	46
FAD	120	650	R7S	T4	100	50
FAL	120	420	R7S	T4	75	50
FBG	120	500	G5.3	G6	50	37
FCB	120	600	R7S	T4	75	50
FCR	12	100	GY6.35	T3.5	50	27
FCS	24	150	G6.35-15	T4	100	29
FDF	120	500	R7S	T3	400	49
FDS	24	150	GZ9.5	T4	100	32
FFJ	120	600	R7S	T4	75	50
FFT	120	1000	R7S	T3	400	49
FHS	82	300	GX5.3	MR13	70	39
FLW	24	300	GY6.35	T4	50	27
FML	13.8	50	GX5.3	MR16	1000	42
FNT	24	275	G6.35	T4	75	29
FXL	82	410	GY5.3	MR16	75	42



Lamps with an asterisk (*) are available in long life versions.



bulbman

1-800-648-1163