





HIGH/LOW PRESSURE SODIUM

40



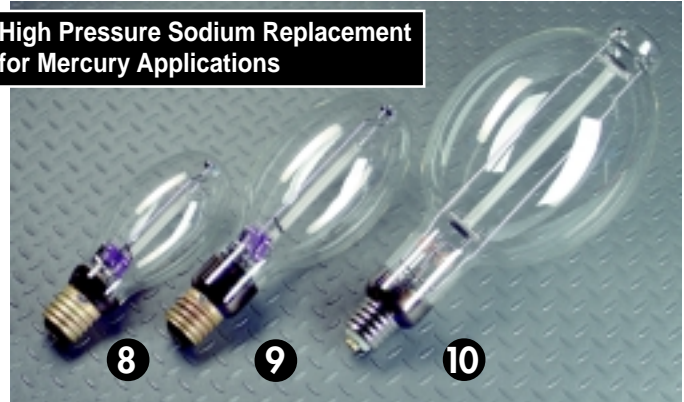
H.P.S., Medium Base (E26)

Part #	Watts	Shape	Life	MOL	Finish	Fig.#
HPS35CL/MED	35	ED17	16000	5.4	CLEAR	2
HPS50CL/MED	50	ED17	24000	5.4	CLEAR	2
HPS50FR/MED	50	E17	24000	5.4	FROST	2
HPS50CL/SDX	50	T10	6000	4.25	CLEAR	1
HPS50FR/SDX	50	T10	6000	4.25	FROST	1
HPS70CL/MED	70	E17	24000	5.4	CLEAR	2
HPS70FR/MED	70	E17	24000	5.4	FROST	2
HPS100CL/MED	100	ED17	24000	5.5	CLEAR	2
HPS100FR/MED	100	E17	24000	5.5	FROST	2
HPS150CL/MED-55	150	E17	24000	5.5	CLEAR	2
HPS150FR/MED-55	150	E17	24000	5.5	FROST	2

H.P.S., Mogul Base (E39) 24,000 Hours

Part #	Watts	Shape	MOL	Finish	Fig.#
HPS70CL/MOG	70	ED23.5	7.7	CLEAR	3
HPS70FR/MOG	70	ED23	7.7	FROST	3
HPS100CL/MOG	100	ED23.5	7.7	CLEAR	3
HPS100FR/MOG	100	ED23.5	7.7	FROST	3
HPS150CL/MOG-55	150	ED23.5	7.7	CLEAR	3
HPS150FR/MOG-55	150	ED23.5	7.7	FROST	3
HPS250CL/MOG	250	ED18	9.7	CLEAR	4
HPS250FR/MOG	250	ED28	8.3	FROST	6
HPS400FR/MOG	400	ED37	11.5	FROST	7
HPS400CL/MOG	400	ED18	9.7	FROST	4
HPS1000CL/MOG	1000	E25	15	CLEAR	5

High Pressure Sodium Replacement for Mercury Applications




Sunlux Ultra Ace H.P.S. Retrofit Lamps, Mogul Base (E39) 24,000 Hours

Part #	Watts	Shape	MOL	Finish	Fig.#
HPS150CL/SS	150	ED28	8.3	CLEAR	8
HPS220CL/SS	220	ED28	8.8	CLEAR	8
HPS360CL/SS	360	ED37	11.5	CLEAR	9
HPS940CL/SS	940	BT57	15.4	CLEAR	10

Sunlux Ultra Ace 20,000 Hours

High Pressure Sodium Replacement for Mercury Vapor Fixtures

- Doubles your light output
- Reduces energy consumption
- Won't cycle on and off at the end of life so ballast life is extended



LOW PRESSURE SODIUM, BY22D Base

Part #	Watts	Shape	MOL	Life	Finish	Fig.#
SOX18	18	T17	8.5	16000	CLEAR	12
SOX35	35	T17	12.1	18000	CLEAR	11
SOX55	55	T17	16.7	16000	CLEAR	11
SOX90	90	T21	20.7	18000	CLEAR	11
SOX135	135	T21	30.5	18000	CLEAR	11
SOX180	180	T21	44.1	18000	CLEAR	11